


- Ultra compact SIP-7 package
- Very high 5200 VDC I/O-isolation
- Unregulated device
- Dedicated for IGBT applications
- Operating temperature range -40 °C to $+95\text{ °C}$
- 3-year product warranty



The TMV-HI series is a range of 1 Watt non regulated dc/dc-converters with very high I/O-isolation. They come in a very compact SIP-7 package.

Models						
Order Code	Input Voltage Range	Output 1		Output 2		Efficiency typ.
		Vnom	I _{max}	Vnom	I _{max}	
TMV 0503SHI	4.5 - 5.5 VDC (5 VDC nom.)	3.3 VDC	303 mA			70 %
TMV 0505SHI		5 VDC	200 mA			70 %
TMV 0509SHI		9 VDC	111 mA			75 %
TMV 0512SHI		12 VDC	84 mA			77 %
TMV 0515SHI		15 VDC	66 mA			78 %
TMV 0505DHI		+5 VDC	100 mA	-5 VDC	100 mA	71 %
TMV 0509DHI		+9 VDC	56 mA	-9 VDC	56 mA	75 %
TMV 0512DHI		+12 VDC	42 mA	-12 VDC	42 mA	77 %
TMV 0515DHI		+15 VDC	33 mA	-15 VDC	33 mA	78 %
TMV 05159HI		+15 VDC	33 mA	-9 VDC	55 mA	76 %
TMV 1203SHI	10.8 - 13.2 VDC (12 VDC nom.)	3.3 VDC	303 mA			71 %
TMV 1205SHI		5 VDC	200 mA			71 %
TMV 1209SHI		9 VDC	111 mA			76 %
TMV 1212SHI		12 VDC	84 mA			78 %
TMV 1215SHI		15 VDC	66 mA			79 %
TMV 1205DHI		+5 VDC	100 mA	-5 VDC	100 mA	72 %
TMV 1209DHI		+9 VDC	56 mA	-9 VDC	56 mA	76 %
TMV 1212DHI		+12 VDC	42 mA	-12 VDC	42 mA	78 %
TMV 1215DHI		+15 VDC	33 mA	-15 VDC	33 mA	79 %
TMV 12159HI		+15 VDC	33 mA	-9 VDC	55 mA	77 %
TMV 1503SHI	13.5 - 16.5 VDC (15 VDC nom.)	3.3 VDC	303 mA			70 %
TMV 1505SHI		5 VDC	200 mA			70 %
TMV 1509SHI		9 VDC	111 mA			75 %
TMV 1512SHI		12 VDC	84 mA			75 %
TMV 1515SHI		15 VDC	66 mA			79 %
TMV 1505DHI		+5 VDC	100 mA	-5 VDC	100 mA	71 %
TMV 1509DHI		+9 VDC	56 mA	-9 VDC	56 mA	75 %
TMV 1512DHI		+12 VDC	42 mA	-12 VDC	42 mA	78 %
TMV 1515DHI		+15 VDC	33 mA	-15 VDC	33 mA	79 %
TMV 15159HI		+15 VDC	33 mA	-9 VDC	55 mA	76 %
TMV 2403SHI	21.6 - 26.4 VDC (24 VDC nom.)	3.3 VDC	303 mA			70 %
TMV 2405SHI		5 VDC	200 mA			70 %
TMV 2409SHI		9 VDC	111 mA			75 %
TMV 2412SHI		12 VDC	84 mA			78 %
TMV 2415SHI		15 VDC	66 mA			80 %
TMV 2405DHI		+5 VDC	100 mA	-5 VDC	100 mA	71 %
TMV 2409DHI		+9 VDC	56 mA	-9 VDC	56 mA	75 %
TMV 2412DHI		+12 VDC	42 mA	-12 VDC	42 mA	77 %
TMV 2415DHI		+15 VDC	33 mA	-15 VDC	33 mA	78 %
TMV 24159HI		+15 VDC	33 mA	-9 VDC	55 mA	75 %

Input Specifications

Input Current	- At no load	5 Vin models: 35 mA typ. 12 Vin models: 17 mA typ. 15 Vin models: 16 mA typ. 24 Vin models: 12 mA typ.
	- At full load	5 Vin models: 270 mA typ. 12 Vin models: 110 mA typ. 15 Vin models: 90 mA typ. 24 Vin models: 60 mA typ.
Surge Voltage		5 Vin models: 9 VDC max. (1 s max.) 12 Vin models: 18 VDC max. (1 s max.) 15 Vin models: 20 VDC max. (1 s max.) 24 Vin models: 30 VDC max. (1 s max.)
Recommended Input Fuse		5 Vin models: 500 mA (slow blow) 12 Vin models: 200 mA (slow blow) 15 Vin models: 150 mA (slow blow) 24 Vin models: 100 mA (slow blow) (The need of an external fuse has to be assessed in the final application.)
Input Filter		Internal Capacitor

Output Specifications

Voltage Set Accuracy		±5% max.
Regulation	- Input Variation (1% Vin step)	single output models: 1.2% max.
	- Load Variation (20 - 100%)	single output models: 20% max. (3.3 Vout models) 15% max. (5 & ±5 Vout models) 10% max. (other models)
	- Voltage Balance (symmetrical load)	dual output models: 1% max.
Ripple and Noise	- 20 MHz Bandwidth	100 mVp-p max.
Capacitive Load	- single output	3.3 Vout models: 1'000 µF max.
		5 Vout models: 470 µF max.
		9 Vout models: 470 µF max.
		12 Vout models: 220 µF max.
		15 Vout models: 220 µF max.
	- dual output	5 / -5 Vout models: 220 / 220 µF max.
		9 / -9 Vout models: 220 / 220 µF max.
	12 / -12 Vout models: 100 / 100 µF max.	
	15 / -15 Vout models: 100 / 100 µF max.	
	15 / -9 Vout models: 100 / 220 µF max.	
Minimum Load		2 % of Iout max.
Temperature Coefficient		±0.02 %/K max.
Short Circuit Protection		Continuous, Automatic recovery

Safety Specifications

Safety Standards	- IT / Multimedia Equipment	EN 60950-1 EN 62368-1 IEC 60950-1 IEC 62368-1 UL 60950-1 UL 62368-1
	- Certification Documents	www.tracopower.com/overview/tmv-hi
Pollution Degree		PD 2

All specifications valid at nominal voltage, full load and +25°C after warm-up time unless otherwise stated.

General Specifications

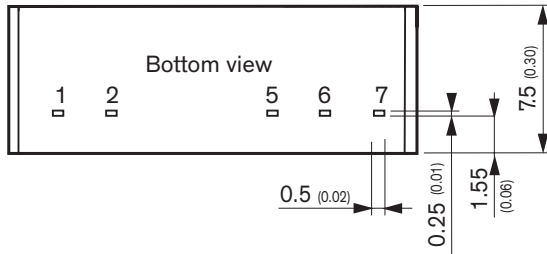
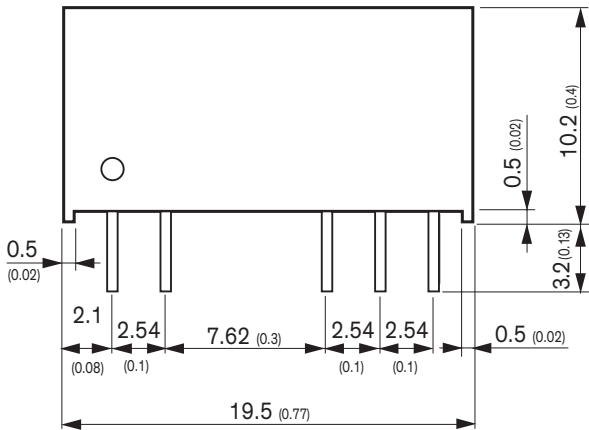
Relative Humidity		95% max. (non condensing)
Temperature Ranges	- Operating Temperature - Case Temperature - Storage Temperature	-40°C to +95°C +100°C max. -55°C to +125°C
Power Derating	- High Temperature	6.7 %/K above 85°C
Cooling System		Natural convection (20 LFM)
Altitude During Operation		6'000 m max.
Switching Frequency		100 kHz typ. (PFM)
Insulation System		Functional Insulation
Isolation Test Voltage	- Input to Output, 60 s - Input to Output, 1 s	5'200 VDC 5'700 VDC
Isolation Resistance	- Input to Output, 500 VDC	10'000 MΩ min.
Isolation Capacitance	- Input to Output, 100 kHz, 1 V	7 pF typ.
Common Mode Transient Immunity		15 kV/μs min.
Reliability	- Calculated MTBF	2'000'000 h (MIL-HDBK-217F, ground benign)
Housing Material		Non-conductive Plastic (UL94 V-0 rated)
Potting Material		Silicone (UL 94 V-0 rated)
Pin Material		Nickel-Iron (Alloy 42)
Pin Foundation Plating		Nickel (1 μm min.)
Pin Surface Plating		Tin (3 - 5 μm), matte
Soldering Profile		Wave Soldering 260°C / 10 s max.
Connection Type		THD (Through-Hole Device)
Weight		2.4 g
Environmental Compliance	- REACH Declaration - RoHS Declaration	www.tracopower.com/info/reach-declaration.pdf REACH SVHC list compliant REACH Annex XVII compliant www.tracopower.com/info/rohs-declaration.pdf Exemptions: 7a, 7c-l

Supporting Documents

Overview Link (for additional Documents)	www.tracopower.com/overview/tmv-hi
--	--

All specifications valid at nominal voltage, full load and +25°C after warm-up time unless otherwise stated.

Outline Dimensions



Pinout		
Pin	Single	Dual
1	+Vin (Vcc)	+Vin (Vcc)
2	-Vin (GND)	-Vin (GND)
5	-Vout	-Vout
6	No pin	Common
7	+Vout	+Vout

Mouser Electronics

Authorized Distributor

Click to View Pricing, Inventory, Delivery & Lifecycle Information:

TRACO Power:

[TMV 1209SHI](#) [TMV 0509SHI](#) [TMV 0515DHI](#) [TMV 0509DHI](#) [TMV 1203SHI](#) [TMV 1212SHI](#) [TMV 1512SHI](#) [TMV 2403SHI](#) [TMV 1215DHI](#) [TMV 24159HI](#) [TMV 0515SHI](#) [TMV 05159HI](#) [TMV 1503SHI](#) [TMV 2409SHI](#) [TMV 0505DHI](#) [TMV 1212DHI](#) [TMV 1215SHI](#) [TMV 1205DHI](#) [TMV 1515DHI](#) [TMV 1509DHI](#) [TMV 2405SHI](#) [TMV 0512SHI](#) [TMV 2405DHI](#) [TMV 1209DHI](#) [TMV 2412SHI](#) [TMV 0503SHI](#) [TMV 1505SHI](#) [TMV 2412DHI](#) [TMV 1509SHI](#) [TMV 15159HI](#) [TMV 2415DHI](#) [TMV 1512DHI](#) [TMV 1515SHI](#) [TMV 2415SHI](#) [TMV 1205SHI](#) [TMV 0505SHI](#) [TMV 2409DHI](#) [TMV 0512DHI](#) [TMV 12159HI](#) [TMV 1505DHI](#)